


Dear Parent or Guardian:

Your child has access to award-winning digital resources through Kids A-Z, Learning A-Z's website created for students. After your child logs in, each website your child's teacher has subscribed to is shown. Your child can work on assignments or select other resources for reading and writing practice.

### Website Resources for Your Student


	Thousands of leveled books and resources in printable and digital formats (In English and Spanish)*
---	--


\* Access resources on mobile devices by downloading the Kids A-Z app from the app store. Data rates may apply.

### Kids A-Z Login Instructions

Step 1: Go to [www.kidsa-z.com](http://www.kidsa-z.com)

Step 2: Enter or choose the teacher's username, njorgea

Step 3: Your child finds his or her username on the class chart,  Amber

Step 4: Your child enters his or her password, 

### How to Register for and Receive Progress Reports

If you would like to receive activity and progress reports for your child and send him or her messages, you can register for parent access from your child's teacher. Once the teacher approves access, you can view reports and send your child messages by clicking on the parent link at the top of the screen at [www.kidsa-z.com](http://www.kidsa-z.com). Here are the three options for requesting access:

- After your child logs in, click on the green parent button at the top right of the screen and enter your email address.
- Send your email address(es) to your child's teacher at [nathalie.gehrke@maywood89.org](mailto:nathalie.gehrke@maywood89.org)
- Clip and fill out the form below and return it to your child's teacher.

TEACHER NAME: njorgea

STUDENT NAME: Amber

PARENT E-MAIL ADDRESS(ES): \_\_\_\_\_


SIGNATURE: \_\_\_\_\_ DATE: \_\_\_\_\_



Dear Parent or Guardian:

Your child has access to award-winning digital resources through Kids A-Z, Learning A-Z's website created for students. After your child logs in, each website your child's teacher has subscribed to is shown. Your child can work on assignments or select other resources for reading and writing practice.

### Website Resources for Your Student

	Thousands of leveled books and resources in printable and digital formats (In English and Spanish)*
---	--


\* Access resources on mobile devices by downloading the Kids A-Z app from the app store. Data rates may apply.

### Kids A-Z Login Instructions

Step 1: Go to [www.kidsa-z.com](http://www.kidsa-z.com)

Step 2: Enter or choose the teacher's username, njorgea

Step 3: Your child finds his or her username on the class chart,  Amir

Step 4: Your child enters his or her password, 

### How to Register for and Receive Progress Reports

If you would like to receive activity and progress reports for your child and send him or her messages, you can register for parent access from your child's teacher. Once the teacher approves access, you can view reports and send your child messages by clicking on the parent link at the top of the screen at [www.kidsa-z.com](http://www.kidsa-z.com). Here are the three options for requesting access:

- After your child logs in, click on the green parent button at the top right of the screen and enter your email address.
- Send your email address(es) to your child's teacher at [nathalie.gehrke@maywood89.org](mailto:nathalie.gehrke@maywood89.org)
- Clip and fill out the form below and return it to your child's teacher.

TEACHER NAME: njorgea

STUDENT NAME: Amir

PARENT E-MAIL ADDRESS(ES): \_\_\_\_\_


SIGNATURE: \_\_\_\_\_ DATE: \_\_\_\_\_



Dear Parent or Guardian:

Your child has access to award-winning digital resources through Kids A-Z, Learning A-Z's website created for students. After your child logs in, each website your child's teacher has subscribed to is shown. Your child can work on assignments or select other resources for reading and writing practice.

### Website Resources for Your Student


	Thousands of leveled books and resources in printable and digital formats (In English and Spanish)*
---	--


\* Access resources on mobile devices by downloading the Kids A-Z app from the app store. Data rates may apply.

### Kids A-Z Login Instructions

Step 1: Go to [www.kidsa-z.com](http://www.kidsa-z.com)

Step 2: Enter or choose the teacher's username, njorgea

Step 3: Your child finds his or her username on the class chart,  Charquis

Step 4: Your child enters his or her password, 

### How to Register for and Receive Progress Reports

If you would like to receive activity and progress reports for your child and send him or her messages, you can register for parent access from your child's teacher. Once the teacher approves access, you can view reports and send your child messages by clicking on the parent link at the top of the screen at [www.kidsa-z.com](http://www.kidsa-z.com). Here are the three options for requesting access:

- After your child logs in, click on the green parent button at the top right of the screen and enter your email address.
- Send your email address(es) to your child's teacher at [nathalie.gehrke@maywood89.org](mailto:nathalie.gehrke@maywood89.org)
- Clip and fill out the form below and return it to your child's teacher.

TEACHER NAME: njorgea

STUDENT NAME: Charquis

PARENT E-MAIL ADDRESS(ES): \_\_\_\_\_


SIGNATURE: \_\_\_\_\_ DATE: \_\_\_\_\_



Dear Parent or Guardian:

Your child has access to award-winning digital resources through Kids A-Z, Learning A-Z's website created for students. After your child logs in, each website your child's teacher has subscribed to is shown. Your child can work on assignments or select other resources for reading and writing practice.

### Website Resources for Your Student


	Thousands of leveled books and resources in printable and digital formats (In English and Spanish)*
---	--


\* Access resources on mobile devices by downloading the Kids A-Z app from the app store. Data rates may apply.

### Kids A-Z Login Instructions

Step 1: Go to [www.kidsa-z.com](http://www.kidsa-z.com)

Step 2: Enter or choose the teacher's username, njorgea

Step 3: Your child finds his or her username on the class chart,  Daryah

Step 4: Your child enters his or her password, 

### How to Register for and Receive Progress Reports

If you would like to receive activity and progress reports for your child and send him or her messages, you can register for parent access from your child's teacher. Once the teacher approves access, you can view reports and send your child messages by clicking on the parent link at the top of the screen at [www.kidsa-z.com](http://www.kidsa-z.com). Here are the three options for requesting access:

- After your child logs in, click on the green parent button at the top right of the screen and enter your email address.
- Send your email address(es) to your child's teacher at [nathalie.gehrke@maywood89.org](mailto:nathalie.gehrke@maywood89.org)
- Clip and fill out the form below and return it to your child's teacher.

TEACHER NAME: njorgea

STUDENT NAME: Daryah

PARENT E-MAIL ADDRESS(ES): \_\_\_\_\_

SIGNATURE: \_\_\_\_\_ DATE: \_\_\_\_\_




David

Dear Parent or Guardian:

Your child has access to award-winning digital resources through Kids A-Z, Learning A-Z's website created for students. After your child logs in, each website your child's teacher has subscribed to is shown. Your child can work on assignments or select other resources for reading and writing practice.

### Website Resources for Your Student


	Thousands of leveled books and resources in printable and digital formats (In English and Spanish)*
---	--



\* Access resources on mobile devices by downloading the Kids A-Z app from the app store. Data rates may apply.

### Kids A-Z Login Instructions

Step 1: Go to [www.kidsa-z.com](http://www.kidsa-z.com)

Step 2: Enter or choose the teacher's username, njorgea

Step 3: Your child finds his or her username on the class chart,  David

Step 4: Your child enters his or her password,  

### How to Register for and Receive Progress Reports

If you would like to receive activity and progress reports for your child and send him or her messages, you can register for parent access from your child's teacher. Once the teacher approves access, you can view reports and send your child messages by clicking on the parent link at the top of the screen at [www.kidsa-z.com](http://www.kidsa-z.com). Here are the three options for requesting access:

- After your child logs in, click on the green parent button at the top right of the screen and enter your email address.
- Send your email address(es) to your child's teacher at [nathalie.gehrke@maywood89.org](mailto:nathalie.gehrke@maywood89.org)
- Clip and fill out the form below and return it to your child's teacher.

TEACHER NAME: njorgea

STUDENT NAME: David

PARENT E-MAIL ADDRESS(ES): \_\_\_\_\_


SIGNATURE: \_\_\_\_\_ DATE: \_\_\_\_\_



Dear Parent or Guardian:

Your child has access to award-winning digital resources through Kids A-Z, Learning A-Z's website created for students. After your child logs in, each website your child's teacher has subscribed to is shown. Your child can work on assignments or select other resources for reading and writing practice.

### Website Resources for Your Student


	Thousands of leveled books and resources in printable and digital formats (In English and Spanish)*
---	--


\* Access resources on mobile devices by downloading the Kids A-Z app from the app store. Data rates may apply.

### Kids A-Z Login Instructions

Step 1: Go to [www.kidsa-z.com](http://www.kidsa-z.com)

Step 2: Enter or choose the teacher's username, njorgea

Step 3: Your child finds his or her username on the class chart,  Delilah

Step 4: Your child enters his or her password, 

### How to Register for and Receive Progress Reports

If you would like to receive activity and progress reports for your child and send him or her messages, you can register for parent access from your child's teacher. Once the teacher approves access, you can view reports and send your child messages by clicking on the parent link at the top of the screen at [www.kidsa-z.com](http://www.kidsa-z.com). Here are the three options for requesting access:

- After your child logs in, click on the green parent button at the top right of the screen and enter your email address.
- Send your email address(es) to your child's teacher at [nathalie.gehrke@maywood89.org](mailto:nathalie.gehrke@maywood89.org)
- Clip and fill out the form below and return it to your child's teacher.

TEACHER NAME: njorgea

STUDENT NAME: Delilah

PARENT E-MAIL ADDRESS(ES): \_\_\_\_\_

SIGNATURE: \_\_\_\_\_ DATE: \_\_\_\_\_




Ethan

Dear Parent or Guardian:

Your child has access to award-winning digital resources through Kids A-Z, Learning A-Z's website created for students. After your child logs in, each website your child's teacher has subscribed to is shown. Your child can work on assignments or select other resources for reading and writing practice.

### Website Resources for Your Student


	Thousands of leveled books and resources in printable and digital formats (In English and Spanish)*
---	--



\* Access resources on mobile devices by downloading the Kids A-Z app from the app store. Data rates may apply.

### Kids A-Z Login Instructions

Step 1: Go to [www.kidsa-z.com](http://www.kidsa-z.com)

Step 2: Enter or choose the teacher's username, njorgea

Step 3: Your child finds his or her username on the class chart,  Ethan

Step 4: Your child enters his or her password,  

### How to Register for and Receive Progress Reports

If you would like to receive activity and progress reports for your child and send him or her messages, you can register for parent access from your child's teacher. Once the teacher approves access, you can view reports and send your child messages by clicking on the parent link at the top of the screen at [www.kidsa-z.com](http://www.kidsa-z.com). Here are the three options for requesting access:

- After your child logs in, click on the green parent button at the top right of the screen and enter your email address.
- Send your email address(es) to your child's teacher at [nathalie.gehrke@maywood89.org](mailto:nathalie.gehrke@maywood89.org)
- Clip and fill out the form below and return it to your child's teacher.

TEACHER NAME: njorgea

STUDENT NAME: Ethan

PARENT E-MAIL ADDRESS(ES): \_\_\_\_\_


SIGNATURE: \_\_\_\_\_ DATE: \_\_\_\_\_



Dear Parent or Guardian:

Your child has access to award-winning digital resources through Kids A-Z, Learning A-Z's website created for students. After your child logs in, each website your child's teacher has subscribed to is shown. Your child can work on assignments or select other resources for reading and writing practice.

### Website Resources for Your Student


	Thousands of leveled books and resources in printable and digital formats (In English and Spanish)*
---	--


\* Access resources on mobile devices by downloading the Kids A-Z app from the app store. Data rates may apply.

### Kids A-Z Login Instructions

Step 1: Go to [www.kidsa-z.com](http://www.kidsa-z.com)

Step 2: Enter or choose the teacher's username, njorgea

Step 3: Your child finds his or her username on the class chart,  Geanna

Step 4: Your child enters his or her password, 

### How to Register for and Receive Progress Reports

If you would like to receive activity and progress reports for your child and send him or her messages, you can register for parent access from your child's teacher. Once the teacher approves access, you can view reports and send your child messages by clicking on the parent link at the top of the screen at [www.kidsa-z.com](http://www.kidsa-z.com). Here are the three options for requesting access:

- After your child logs in, click on the green parent button at the top right of the screen and enter your email address.
- Send your email address(es) to your child's teacher at [nathalie.gehrke@maywood89.org](mailto:nathalie.gehrke@maywood89.org)
- Clip and fill out the form below and return it to your child's teacher.

TEACHER NAME: njorgea

STUDENT NAME: Geanna

PARENT E-MAIL ADDRESS(ES): \_\_\_\_\_

SIGNATURE: \_\_\_\_\_ DATE: \_\_\_\_\_






Dear Parent or Guardian:

Your child has access to award-winning digital resources through Kids A-Z, Learning A-Z's website created for students. After your child logs in, each website your child's teacher has subscribed to is shown. Your child can work on assignments or select other resources for reading and writing practice.

### Website Resources for Your Student


	Thousands of leveled books and resources in printable and digital formats (In English and Spanish)*
---	--


\* Access resources on mobile devices by downloading the Kids A-Z app from the app store. Data rates may apply.

### Kids A-Z Login Instructions

Step 1: Go to [www.kidsa-z.com](http://www.kidsa-z.com)

Step 2: Enter or choose the teacher's username, njorgea

Step 3: Your child finds his or her username on the class chart,  Genesis

Step 4: Your child enters his or her password, 

### How to Register for and Receive Progress Reports

If you would like to receive activity and progress reports for your child and send him or her messages, you can register for parent access from your child's teacher. Once the teacher approves access, you can view reports and send your child messages by clicking on the parent link at the top of the screen at [www.kidsa-z.com](http://www.kidsa-z.com). Here are the three options for requesting access:

- After your child logs in, click on the green parent button at the top right of the screen and enter your email address.
- Send your email address(es) to your child's teacher at [nathalie.gehrke@maywood89.org](mailto:nathalie.gehrke@maywood89.org)
- Clip and fill out the form below and return it to your child's teacher.

TEACHER NAME: njorgea

STUDENT NAME: Genesis

PARENT E-MAIL ADDRESS(ES): \_\_\_\_\_


SIGNATURE: \_\_\_\_\_ DATE: \_\_\_\_\_



Dear Parent or Guardian:

Your child has access to award-winning digital resources through Kids A-Z, Learning A-Z's website created for students. After your child logs in, each website your child's teacher has subscribed to is shown. Your child can work on assignments or select other resources for reading and writing practice.

### Website Resources for Your Student


	Thousands of leveled books and resources in printable and digital formats (In English and Spanish)*
---	--


\* Access resources on mobile devices by downloading the Kids A-Z app from the app store. Data rates may apply.

### Kids A-Z Login Instructions

Step 1: Go to [www.kidsa-z.com](http://www.kidsa-z.com)

Step 2: Enter or choose the teacher's username, njorgea

Step 3: Your child finds his or her username on the class chart,  Jaida

Step 4: Your child enters his or her password, 

### How to Register for and Receive Progress Reports

If you would like to receive activity and progress reports for your child and send him or her messages, you can register for parent access from your child's teacher. Once the teacher approves access, you can view reports and send your child messages by clicking on the parent link at the top of the screen at [www.kidsa-z.com](http://www.kidsa-z.com). Here are the three options for requesting access:

- After your child logs in, click on the green parent button at the top right of the screen and enter your email address.
- Send your email address(es) to your child's teacher at [nathalie.gehrke@maywood89.org](mailto:nathalie.gehrke@maywood89.org)
- Clip and fill out the form below and return it to your child's teacher.

TEACHER NAME: njorgea

STUDENT NAME: Jaida

PARENT E-MAIL ADDRESS(ES): \_\_\_\_\_


SIGNATURE: \_\_\_\_\_ DATE: \_\_\_\_\_



Dear Parent or Guardian:

Your child has access to award-winning digital resources through Kids A-Z, Learning A-Z's website created for students. After your child logs in, each website your child's teacher has subscribed to is shown. Your child can work on assignments or select other resources for reading and writing practice.

### Website Resources for Your Student


	Thousands of leveled books and resources in printable and digital formats (In English and Spanish)*
---	--


\* Access resources on mobile devices by downloading the Kids A-Z app from the app store. Data rates may apply.

### Kids A-Z Login Instructions

Step 1: Go to [www.kidsa-z.com](http://www.kidsa-z.com)

Step 2: Enter or choose the teacher's username, njorgea

Step 3: Your child finds his or her username on the class chart,  Jayla

Step 4: Your child enters his or her password, 

### How to Register for and Receive Progress Reports

If you would like to receive activity and progress reports for your child and send him or her messages, you can register for parent access from your child's teacher. Once the teacher approves access, you can view reports and send your child messages by clicking on the parent link at the top of the screen at [www.kidsa-z.com](http://www.kidsa-z.com). Here are the three options for requesting access:

- After your child logs in, click on the green parent button at the top right of the screen and enter your email address.
- Send your email address(es) to your child's teacher at [nathalie.gehrke@maywood89.org](mailto:nathalie.gehrke@maywood89.org)
- Clip and fill out the form below and return it to your child's teacher.

TEACHER NAME: njorgea

STUDENT NAME: Jayla

PARENT E-MAIL ADDRESS(ES): \_\_\_\_\_


SIGNATURE: \_\_\_\_\_ DATE: \_\_\_\_\_



Dear Parent or Guardian:

Your child has access to award-winning digital resources through Kids A-Z, Learning A-Z's website created for students. After your child logs in, each website your child's teacher has subscribed to is shown. Your child can work on assignments or select other resources for reading and writing practice.

### Website Resources for Your Student


	Thousands of leveled books and resources in printable and digital formats (In English and Spanish)*
---	---



\* Access resources on mobile devices by downloading the Kids A-Z app from the app store. Data rates may apply.

### Kids A-Z Login Instructions

Step 1: Go to [www.kidsa-z.com](http://www.kidsa-z.com)

Step 2: Enter or choose the teacher's username, njorgea

Step 3: Your child finds his or her username on the class chart,  Jazmine

Step 4: Your child enters his or her password,  

### How to Register for and Receive Progress Reports

If you would like to receive activity and progress reports for your child and send him or her messages, you can register for parent access from your child's teacher. Once the teacher approves access, you can view reports and send your child messages by clicking on the parent link at the top of the screen at [www.kidsa-z.com](http://www.kidsa-z.com). Here are the three options for requesting access:

- After your child logs in, click on the green parent button at the top right of the screen and enter your email address.
- Send your email address(es) to your child's teacher at [nathalie.gehrke@maywood89.org](mailto:nathalie.gehrke@maywood89.org)
- Clip and fill out the form below and return it to your child's teacher.

TEACHER NAME: njorgea

STUDENT NAME: Jazmine

PARENT E-MAIL ADDRESS(ES): \_\_\_\_\_


SIGNATURE: \_\_\_\_\_ DATE: \_\_\_\_\_



Dear Parent or Guardian:

Your child has access to award-winning digital resources through Kids A-Z, Learning A-Z's website created for students. After your child logs in, each website your child's teacher has subscribed to is shown. Your child can work on assignments or select other resources for reading and writing practice.

### Website Resources for Your Student


	Thousands of leveled books and resources in printable and digital formats (In English and Spanish)*
---	--


\* Access resources on mobile devices by downloading the Kids A-Z app from the app store. Data rates may apply.

### Kids A-Z Login Instructions

Step 1: Go to [www.kidsa-z.com](http://www.kidsa-z.com)

Step 2: Enter or choose the teacher's username, njorgea

Step 3: Your child finds his or her username on the class chart,  Johnny

Step 4: Your child enters his or her password, 

### How to Register for and Receive Progress Reports

If you would like to receive activity and progress reports for your child and send him or her messages, you can register for parent access from your child's teacher. Once the teacher approves access, you can view reports and send your child messages by clicking on the parent link at the top of the screen at [www.kidsa-z.com](http://www.kidsa-z.com). Here are the three options for requesting access:

- After your child logs in, click on the green parent button at the top right of the screen and enter your email address.
- Send your email address(es) to your child's teacher at [nathalie.gehrke@maywood89.org](mailto:nathalie.gehrke@maywood89.org)
- Clip and fill out the form below and return it to your child's teacher.

TEACHER NAME: njorgea

STUDENT NAME: Johnny

PARENT E-MAIL ADDRESS(ES): \_\_\_\_\_


SIGNATURE: \_\_\_\_\_ DATE: \_\_\_\_\_



Dear Parent or Guardian:

Your child has access to award-winning digital resources through Kids A-Z, Learning A-Z's website created for students. After your child logs in, each website your child's teacher has subscribed to is shown. Your child can work on assignments or select other resources for reading and writing practice.

### Website Resources for Your Student


	Thousands of leveled books and resources in printable and digital formats (In English and Spanish)*
---	--


\* Access resources on mobile devices by downloading the Kids A-Z app from the app store. Data rates may apply.

### Kids A-Z Login Instructions

Step 1: Go to [www.kidsa-z.com](http://www.kidsa-z.com)

Step 2: Enter or choose the teacher's username, njorgea

Step 3: Your child finds his or her username on the class chart,  Jonah

Step 4: Your child enters his or her password, 

### How to Register for and Receive Progress Reports

If you would like to receive activity and progress reports for your child and send him or her messages, you can register for parent access from your child's teacher. Once the teacher approves access, you can view reports and send your child messages by clicking on the parent link at the top of the screen at [www.kidsa-z.com](http://www.kidsa-z.com). Here are the three options for requesting access:

- After your child logs in, click on the green parent button at the top right of the screen and enter your email address.
- Send your email address(es) to your child's teacher at [nathalie.gehrke@maywood89.org](mailto:nathalie.gehrke@maywood89.org)
- Clip and fill out the form below and return it to your child's teacher.

TEACHER NAME: njorgea

STUDENT NAME: Jonah

PARENT E-MAIL ADDRESS(ES): \_\_\_\_\_


SIGNATURE: \_\_\_\_\_ DATE: \_\_\_\_\_



Dear Parent or Guardian:

Your child has access to award-winning digital resources through Kids A-Z, Learning A-Z's website created for students. After your child logs in, each website your child's teacher has subscribed to is shown. Your child can work on assignments or select other resources for reading and writing practice.

### Website Resources for Your Student


	Thousands of leveled books and resources in printable and digital formats (In English and Spanish)*
---	--


\* Access resources on mobile devices by downloading the Kids A-Z app from the app store. Data rates may apply.

### Kids A-Z Login Instructions

Step 1: Go to [www.kidsa-z.com](http://www.kidsa-z.com)

Step 2: Enter or choose the teacher's username, njorgea

Step 3: Your child finds his or her username on the class chart,  Kevin

Step 4: Your child enters his or her password, 

### How to Register for and Receive Progress Reports

If you would like to receive activity and progress reports for your child and send him or her messages, you can register for parent access from your child's teacher. Once the teacher approves access, you can view reports and send your child messages by clicking on the parent link at the top of the screen at [www.kidsa-z.com](http://www.kidsa-z.com). Here are the three options for requesting access:

- After your child logs in, click on the green parent button at the top right of the screen and enter your email address.
- Send your email address(es) to your child's teacher at [nathalie.gehrke@maywood89.org](mailto:nathalie.gehrke@maywood89.org)
- Clip and fill out the form below and return it to your child's teacher.

TEACHER NAME: njorgea

STUDENT NAME: Kevin

PARENT E-MAIL ADDRESS(ES): \_\_\_\_\_


SIGNATURE: \_\_\_\_\_ DATE: \_\_\_\_\_



Dear Parent or Guardian:

Your child has access to award-winning digital resources through Kids A-Z, Learning A-Z's website created for students. After your child logs in, each website your child's teacher has subscribed to is shown. Your child can work on assignments or select other resources for reading and writing practice.

### Website Resources for Your Student


	Thousands of leveled books and resources in printable and digital formats (In English and Spanish)*
---	--


\* Access resources on mobile devices by downloading the Kids A-Z app from the app store. Data rates may apply.

### Kids A-Z Login Instructions

Step 1: Go to [www.kidsa-z.com](http://www.kidsa-z.com)

Step 2: Enter or choose the teacher's username, njorgea

Step 3: Your child finds his or her username on the class chart,  Keyden

Step 4: Your child enters his or her password, 

### How to Register for and Receive Progress Reports

If you would like to receive activity and progress reports for your child and send him or her messages, you can register for parent access from your child's teacher. Once the teacher approves access, you can view reports and send your child messages by clicking on the parent link at the top of the screen at [www.kidsa-z.com](http://www.kidsa-z.com). Here are the three options for requesting access:

- After your child logs in, click on the green parent button at the top right of the screen and enter your email address.
- Send your email address(es) to your child's teacher at [nathalie.gehrke@maywood89.org](mailto:nathalie.gehrke@maywood89.org)
- Clip and fill out the form below and return it to your child's teacher.

TEACHER NAME: njorgea

STUDENT NAME: Keyden

PARENT E-MAIL ADDRESS(ES): \_\_\_\_\_

SIGNATURE: \_\_\_\_\_ DATE: \_\_\_\_\_






Kyle

Dear Parent or Guardian:

Your child has access to award-winning digital resources through Kids A-Z, Learning A-Z's website created for students. After your child logs in, each website your child's teacher has subscribed to is shown. Your child can work on assignments or select other resources for reading and writing practice.

## Website Resources for Your Student


	Thousands of leveled books and resources in printable and digital formats (In English and Spanish)*
---	---


\* Access resources on mobile devices by downloading the Kids A-Z app from the app store. Data rates may apply.

## Kids A-Z Login Instructions

Step 1: Go to [www.kidsa-z.com](http://www.kidsa-z.com)

Step 2: Enter or choose the teacher's username, njorgea

Step 3: Your child finds his or her username on the class chart,  Kyle

Step 4: Your child enters his or her password, 

## How to Register for and Receive Progress Reports

If you would like to receive activity and progress reports for your child and send him or her messages, you can register for parent access from your child's teacher. Once the teacher approves access, you can view reports and send your child messages by clicking on the parent link at the top of the screen at [www.kidsa-z.com](http://www.kidsa-z.com). Here are the three options for requesting access:

- After your child logs in, click on the green parent button at the top right of the screen and enter your email address.
- Send your email address(es) to your child's teacher at [nathalie.gehrke@maywood89.org](mailto:nathalie.gehrke@maywood89.org)
- Clip and fill out the form below and return it to your child's teacher.

TEACHER NAME: njorgea

STUDENT NAME: Kyle

PARENT E-MAIL ADDRESS(ES): \_\_\_\_\_


SIGNATURE: \_\_\_\_\_ DATE: \_\_\_\_\_



Dear Parent or Guardian:

Your child has access to award-winning digital resources through Kids A-Z, Learning A-Z's website created for students. After your child logs in, each website your child's teacher has subscribed to is shown. Your child can work on assignments or select other resources for reading and writing practice.

### Website Resources for Your Student


	Thousands of leveled books and resources in printable and digital formats (In English and Spanish)*
---	--



\* Access resources on mobile devices by downloading the Kids A-Z app from the app store. Data rates may apply.

### Kids A-Z Login Instructions

Step 1: Go to [www.kidsa-z.com](http://www.kidsa-z.com)

Step 2: Enter or choose the teacher's username, njorgea

Step 3: Your child finds his or her username on the class chart,  Natalia

Step 4: Your child enters his or her password,  

### How to Register for and Receive Progress Reports

If you would like to receive activity and progress reports for your child and send him or her messages, you can register for parent access from your child's teacher. Once the teacher approves access, you can view reports and send your child messages by clicking on the parent link at the top of the screen at [www.kidsa-z.com](http://www.kidsa-z.com). Here are the three options for requesting access:

- After your child logs in, click on the green parent button at the top right of the screen and enter your email address.
- Send your email address(es) to your child's teacher at [nathalie.gehrke@maywood89.org](mailto:nathalie.gehrke@maywood89.org)
- Clip and fill out the form below and return it to your child's teacher.

TEACHER NAME: njorgea

STUDENT NAME: Natalia

PARENT E-MAIL ADDRESS(ES): \_\_\_\_\_


SIGNATURE: \_\_\_\_\_ DATE: \_\_\_\_\_



Dear Parent or Guardian:

Your child has access to award-winning digital resources through Kids A-Z, Learning A-Z's website created for students. After your child logs in, each website your child's teacher has subscribed to is shown. Your child can work on assignments or select other resources for reading and writing practice.

### Website Resources for Your Student


	Thousands of leveled books and resources in printable and digital formats (In English and Spanish)*
---	--


\* Access resources on mobile devices by downloading the Kids A-Z app from the app store. Data rates may apply.

### Kids A-Z Login Instructions

Step 1: Go to [www.kidsa-z.com](http://www.kidsa-z.com)

Step 2: Enter or choose the teacher's username, njorgea

Step 3: Your child finds his or her username on the class chart,  Nathalie

Step 4: Your child enters his or her password, 

### How to Register for and Receive Progress Reports

If you would like to receive activity and progress reports for your child and send him or her messages, you can register for parent access from your child's teacher. Once the teacher approves access, you can view reports and send your child messages by clicking on the parent link at the top of the screen at [www.kidsa-z.com](http://www.kidsa-z.com). Here are the three options for requesting access:

- After your child logs in, click on the green parent button at the top right of the screen and enter your email address.
- Send your email address(es) to your child's teacher at [nathalie.gehrke@maywood89.org](mailto:nathalie.gehrke@maywood89.org)
- Clip and fill out the form below and return it to your child's teacher.

TEACHER NAME: njorgea

STUDENT NAME: Nathalie

PARENT E-MAIL ADDRESS(ES): \_\_\_\_\_


SIGNATURE: \_\_\_\_\_ DATE: \_\_\_\_\_



Dear Parent or Guardian:

Your child has access to award-winning digital resources through Kids A-Z, Learning A-Z's website created for students. After your child logs in, each website your child's teacher has subscribed to is shown. Your child can work on assignments or select other resources for reading and writing practice.

### Website Resources for Your Student


	Thousands of leveled books and resources in printable and digital formats (In English and Spanish)*
---	--


\* Access resources on mobile devices by downloading the Kids A-Z app from the app store. Data rates may apply.

### Kids A-Z Login Instructions

Step 1: Go to [www.kidsa-z.com](http://www.kidsa-z.com)

Step 2: Enter or choose the teacher's username, njorgea

Step 3: Your child finds his or her username on the class chart,  Payton

Step 4: Your child enters his or her password, 

### How to Register for and Receive Progress Reports

If you would like to receive activity and progress reports for your child and send him or her messages, you can register for parent access from your child's teacher. Once the teacher approves access, you can view reports and send your child messages by clicking on the parent link at the top of the screen at [www.kidsa-z.com](http://www.kidsa-z.com). Here are the three options for requesting access:

- After your child logs in, click on the green parent button at the top right of the screen and enter your email address.
- Send your email address(es) to your child's teacher at [nathalie.gehrke@maywood89.org](mailto:nathalie.gehrke@maywood89.org)
- Clip and fill out the form below and return it to your child's teacher.

TEACHER NAME: njorgea

STUDENT NAME: Payton

PARENT E-MAIL ADDRESS(ES): \_\_\_\_\_


SIGNATURE: \_\_\_\_\_ DATE: \_\_\_\_\_



Dear Parent or Guardian:

Your child has access to award-winning digital resources through Kids A-Z, Learning A-Z's website created for students. After your child logs in, each website your child's teacher has subscribed to is shown. Your child can work on assignments or select other resources for reading and writing practice.

### Website Resources for Your Student


	Thousands of leveled books and resources in printable and digital formats (In English and Spanish)*
---	--


\* Access resources on mobile devices by downloading the Kids A-Z app from the app store. Data rates may apply.

### Kids A-Z Login Instructions

Step 1: Go to [www.kidsa-z.com](http://www.kidsa-z.com)

Step 2: Enter or choose the teacher's username, njorgea

Step 3: Your child finds his or her username on the class chart,  Samual R.

Step 4: Your child enters his or her password, 

### How to Register for and Receive Progress Reports

If you would like to receive activity and progress reports for your child and send him or her messages, you can register for parent access from your child's teacher. Once the teacher approves access, you can view reports and send your child messages by clicking on the parent link at the top of the screen at [www.kidsa-z.com](http://www.kidsa-z.com). Here are the three options for requesting access:

- After your child logs in, click on the green parent button at the top right of the screen and enter your email address.
- Send your email address(es) to your child's teacher at [nathalie.gehrke@maywood89.org](mailto:nathalie.gehrke@maywood89.org)
- Clip and fill out the form below and return it to your child's teacher.

TEACHER NAME: njorgea

STUDENT NAME: Samual R.

PARENT E-MAIL ADDRESS(ES): \_\_\_\_\_


SIGNATURE: \_\_\_\_\_ DATE: \_\_\_\_\_



Dear Parent or Guardian:

Your child has access to award-winning digital resources through Kids A-Z, Learning A-Z's website created for students. After your child logs in, each website your child's teacher has subscribed to is shown. Your child can work on assignments or select other resources for reading and writing practice.

### Website Resources for Your Student


	Thousands of leveled books and resources in printable and digital formats (In English and Spanish)*
---	--


\* Access resources on mobile devices by downloading the Kids A-Z app from the app store. Data rates may apply.

### Kids A-Z Login Instructions

Step 1: Go to [www.kidsa-z.com](http://www.kidsa-z.com)

Step 2: Enter or choose the teacher's username, njorgea

Step 3: Your child finds his or her username on the class chart,  Samuel A

Step 4: Your child enters his or her password, 

### How to Register for and Receive Progress Reports

If you would like to receive activity and progress reports for your child and send him or her messages, you can register for parent access from your child's teacher. Once the teacher approves access, you can view reports and send your child messages by clicking on the parent link at the top of the screen at [www.kidsa-z.com](http://www.kidsa-z.com). Here are the three options for requesting access:

- After your child logs in, click on the green parent button at the top right of the screen and enter your email address.
- Send your email address(es) to your child's teacher at [nathalie.gehrke@maywood89.org](mailto:nathalie.gehrke@maywood89.org)
- Clip and fill out the form below and return it to your child's teacher.

TEACHER NAME: njorgea

STUDENT NAME: Samuel A

PARENT E-MAIL ADDRESS(ES): \_\_\_\_\_


SIGNATURE: \_\_\_\_\_ DATE: \_\_\_\_\_



Dear Parent or Guardian:

Your child has access to award-winning digital resources through Kids A-Z, Learning A-Z's website created for students. After your child logs in, each website your child's teacher has subscribed to is shown. Your child can work on assignments or select other resources for reading and writing practice.

### Website Resources for Your Student


	Thousands of leveled books and resources in printable and digital formats (In English and Spanish)*
---	--


\* Access resources on mobile devices by downloading the Kids A-Z app from the app store. Data rates may apply.

### Kids A-Z Login Instructions

Step 1: Go to [www.kidsa-z.com](http://www.kidsa-z.com)

Step 2: Enter or choose the teacher's username, njorgea

Step 3: Your child finds his or her username on the class chart,  Scimone

Step 4: Your child enters his or her password, 

### How to Register for and Receive Progress Reports

If you would like to receive activity and progress reports for your child and send him or her messages, you can register for parent access from your child's teacher. Once the teacher approves access, you can view reports and send your child messages by clicking on the parent link at the top of the screen at [www.kidsa-z.com](http://www.kidsa-z.com). Here are the three options for requesting access:

- After your child logs in, click on the green parent button at the top right of the screen and enter your email address.
- Send your email address(es) to your child's teacher at [nathalie.gehrke@maywood89.org](mailto:nathalie.gehrke@maywood89.org)
- Clip and fill out the form below and return it to your child's teacher.

TEACHER NAME: njorgea

STUDENT NAME: Scimone

PARENT E-MAIL ADDRESS(ES): \_\_\_\_\_


SIGNATURE: \_\_\_\_\_ DATE: \_\_\_\_\_



Dear Parent or Guardian:

Your child has access to award-winning digital resources through Kids A-Z, Learning A-Z's website created for students. After your child logs in, each website your child's teacher has subscribed to is shown. Your child can work on assignments or select other resources for reading and writing practice.

### Website Resources for Your Student


	Thousands of leveled books and resources in printable and digital formats (In English and Spanish)*
---	--


\* Access resources on mobile devices by downloading the Kids A-Z app from the app store. Data rates may apply.

### Kids A-Z Login Instructions

Step 1: Go to [www.kidsa-z.com](http://www.kidsa-z.com)

Step 2: Enter or choose the teacher's username, njorgea

Step 3: Your child finds his or her username on the class chart,  Vittoria

Step 4: Your child enters his or her password, 

### How to Register for and Receive Progress Reports

If you would like to receive activity and progress reports for your child and send him or her messages, you can register for parent access from your child's teacher. Once the teacher approves access, you can view reports and send your child messages by clicking on the parent link at the top of the screen at [www.kidsa-z.com](http://www.kidsa-z.com). Here are the three options for requesting access:

- After your child logs in, click on the green parent button at the top right of the screen and enter your email address.
- Send your email address(es) to your child's teacher at [nathalie.gehrke@maywood89.org](mailto:nathalie.gehrke@maywood89.org)
- Clip and fill out the form below and return it to your child's teacher.

TEACHER NAME: njorgea

STUDENT NAME: Vittoria

PARENT E-MAIL ADDRESS(ES): \_\_\_\_\_

SIGNATURE: \_\_\_\_\_ DATE: \_\_\_\_\_






Dear Parent or Guardian:

Your child has access to award-winning digital resources through Kids A-Z, Learning A-Z's website created for students. After your child logs in, each website your child's teacher has subscribed to is shown. Your child can work on assignments or select other resources for reading and writing practice.

### Website Resources for Your Student


	Thousands of leveled books and resources in printable and digital formats (In English and Spanish)*
---	--



\* Access resources on mobile devices by downloading the Kids A-Z app from the app store. Data rates may apply.

### Kids A-Z Login Instructions

Step 1: Go to [www.kidsa-z.com](http://www.kidsa-z.com)

Step 2: Enter or choose the teacher's username, njorgea

Step 3: Your child finds his or her username on the class chart,  vivian

Step 4: Your child enters his or her password,  

### How to Register for and Receive Progress Reports

If you would like to receive activity and progress reports for your child and send him or her messages, you can register for parent access from your child's teacher. Once the teacher approves access, you can view reports and send your child messages by clicking on the parent link at the top of the screen at [www.kidsa-z.com](http://www.kidsa-z.com). Here are the three options for requesting access:

- After your child logs in, click on the green parent button at the top right of the screen and enter your email address.
- Send your email address(es) to your child's teacher at [nathalie.gehrke@maywood89.org](mailto:nathalie.gehrke@maywood89.org)
- Clip and fill out the form below and return it to your child's teacher.

TEACHER NAME: njorgea

STUDENT NAME: vivian

PARENT E-MAIL ADDRESS(ES): \_\_\_\_\_


SIGNATURE: \_\_\_\_\_ DATE: \_\_\_\_\_



Dear Parent or Guardian:

Your child has access to award-winning digital resources through Kids A-Z, Learning A-Z's website created for students. After your child logs in, each website your child's teacher has subscribed to is shown. Your child can work on assignments or select other resources for reading and writing practice.

### Website Resources for Your Student


	Thousands of leveled books and resources in printable and digital formats (In English and Spanish)*
---	--


\* Access resources on mobile devices by downloading the Kids A-Z app from the app store. Data rates may apply.

### Kids A-Z Login Instructions

Step 1: Go to [www.kidsa-z.com](http://www.kidsa-z.com)

Step 2: Enter or choose the teacher's username, njorgea

Step 3: Your child finds his or her username on the class chart,  William

Step 4: Your child enters his or her password, 

### How to Register for and Receive Progress Reports

If you would like to receive activity and progress reports for your child and send him or her messages, you can register for parent access from your child's teacher. Once the teacher approves access, you can view reports and send your child messages by clicking on the parent link at the top of the screen at [www.kidsa-z.com](http://www.kidsa-z.com). Here are the three options for requesting access:

- After your child logs in, click on the green parent button at the top right of the screen and enter your email address.
- Send your email address(es) to your child's teacher at [nathalie.gehrke@maywood89.org](mailto:nathalie.gehrke@maywood89.org)
- Clip and fill out the form below and return it to your child's teacher.

TEACHER NAME: njorgea

STUDENT NAME: William

PARENT E-MAIL ADDRESS(ES): \_\_\_\_\_


SIGNATURE: \_\_\_\_\_ DATE: \_\_\_\_\_



Dear Parent or Guardian:

Your child has access to award-winning digital resources through Kids A-Z, Learning A-Z's website created for students. After your child logs in, each website your child's teacher has subscribed to is shown. Your child can work on assignments or select other resources for reading and writing practice.

### Website Resources for Your Student


	Thousands of leveled books and resources in printable and digital formats (In English and Spanish)*
---	--



\* Access resources on mobile devices by downloading the Kids A-Z app from the app store. Data rates may apply.

### Kids A-Z Login Instructions

Step 1: Go to [www.kidsa-z.com](http://www.kidsa-z.com)

Step 2: Enter or choose the teacher's username, njorgea

Step 3: Your child finds his or her username on the class chart,  Yaditza

Step 4: Your child enters his or her password,  

### How to Register for and Receive Progress Reports

If you would like to receive activity and progress reports for your child and send him or her messages, you can register for parent access from your child's teacher. Once the teacher approves access, you can view reports and send your child messages by clicking on the parent link at the top of the screen at [www.kidsa-z.com](http://www.kidsa-z.com). Here are the three options for requesting access:

- After your child logs in, click on the green parent button at the top right of the screen and enter your email address.
- Send your email address(es) to your child's teacher at [nathalie.gehrke@maywood89.org](mailto:nathalie.gehrke@maywood89.org)
- Clip and fill out the form below and return it to your child's teacher.

TEACHER NAME: njorgea

STUDENT NAME: Yaditza

PARENT E-MAIL ADDRESS(ES): \_\_\_\_\_

SIGNATURE: \_\_\_\_\_ DATE: \_\_\_\_\_



